

# 17 ICON BAY

DUBAI CREEK  
HARBOUR



**RISING FROM THE HEART  
OF ISLAND DISTRICT**





ANCHORED TO THE  
CENTRAL PARK



OFFERING  
ICONIC VIEWS





1, 2 and 3 Bedroom Apartments  
Equipped with Modern Amenities

Private Pool and Fitness Centre  
Seamlessly Connected to Tranquil Spaces

A large flock of pink flamingos is captured in various states of flight and on the ground. The birds are the central focus, with their long necks, dark wings, and long legs clearly visible. The background features a city skyline with several prominent skyscrapers, including the Burj Khalifa, under a soft, hazy sky. The scene is set near a body of water, which reflects the birds and the city. The overall atmosphere is serene and natural, contrasting the wild with the urban environment.

OVERLOOKING  
WILDLIFE SANCTUARY

DUBAI CREEK  
HARBOUR

# 17 ICON BAY

FLOOR PLANS



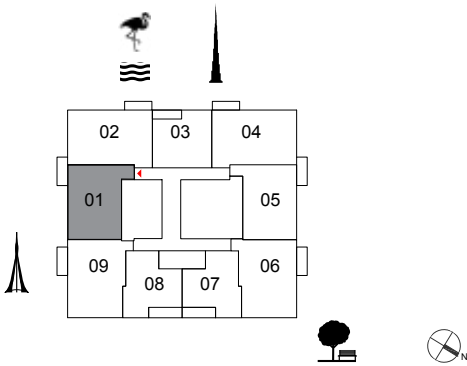
## 2 BEDROOM

UNIT 01 | LEVEL 2-15

Suite Area 999.9 sq.ft. / 92.89 sq.m.

Balcony Area 72.7 sq.ft. / 6.75 sq.m.

Total Area 1,072.5 sq.ft. / 99.64 sq.m.





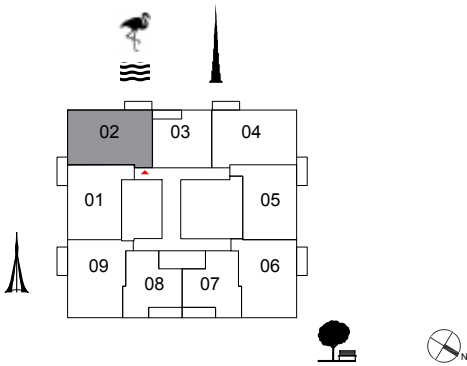
## 2 BEDROOM

UNIT 02 | LEVEL 2-22

Suite Area 1035.5 sq.ft. / 96.20 sq.m.

Balcony Area 80.1 sq.ft. / 7.44 sq.m.

Total Area 1115.6 sq.ft. / 103.64 sq.m.



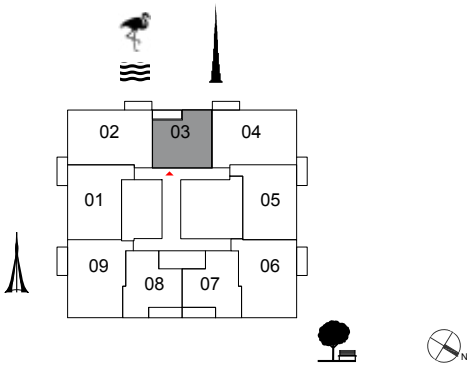
## 1 BEDROOM

UNIT 03 | LEVEL 2-22

Suite Area 648.0 sq.ft. / 60.20 sq.m.

Balcony Area 88.4 sq.ft. / 8.21 sq.m.

Total Area 736.4 sq.ft. / 68.41 sq.m.



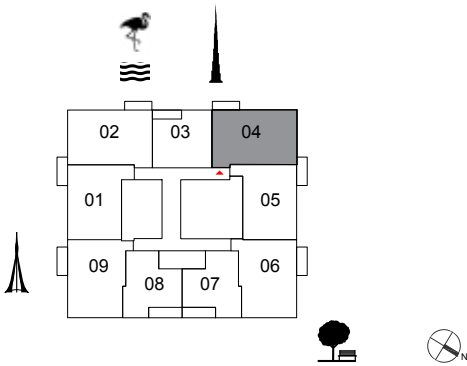
## 2 BEDROOM

UNIT 04 | LEVEL 2-22

Suite Area 1036.0 sq.ft. / 96.25 sq.m.

Balcony Area 80.1 sq.ft. / 7.44 sq.m.

Total Area 1116.1 sq.ft. / 103.69 sq.m.



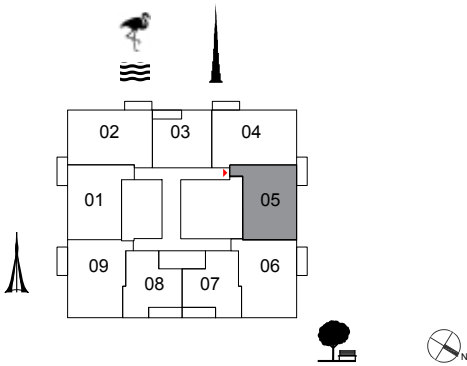
## 2 BEDROOM

UNIT 05 | LEVEL 2-22

Suite Area 997.0 sq.ft. / 92.62 sq.m.

Balcony Area 72.7 sq.ft. / 6.75 sq.m.

Total Area 1069.6 sq.ft. / 99.37 sq.m.



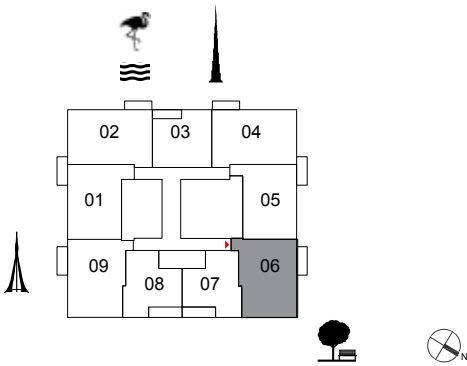
## 2 BEDROOM

UNIT 06 | LEVEL 2-15

Suite Area 1019.9 sq.ft. / 94.75 sq.m.

Balcony Area 72.7 sq.ft. / 6.75 sq.m.

Total Area 1 092.5 sq.ft. / 101.50 sq.m.



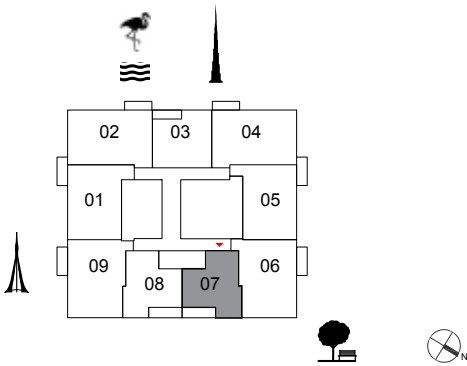
## 1 BEDROOM

UNIT 07 | LEVEL 2-15

Suite Area 669.7 sq.ft. / 62.22 sq.m.

Balcony Area 90.2 sq.ft. / 8.38 sq.m.

Total Area 759.9 sq.ft. / 70.60 sq.m.



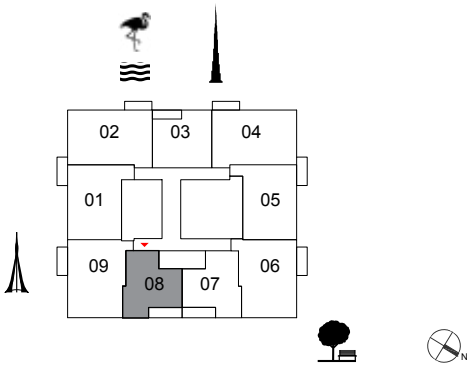
## 1 BEDROOM

UNIT 08 | LEVEL 2-15

Suite Area 669.7 sq.ft. / 62.22 sq.m.

Balcony Area 90.2 sq.ft. / 8.38 sq.m.

Total Area 759.9 sq.ft. / 70.60 sq.m.



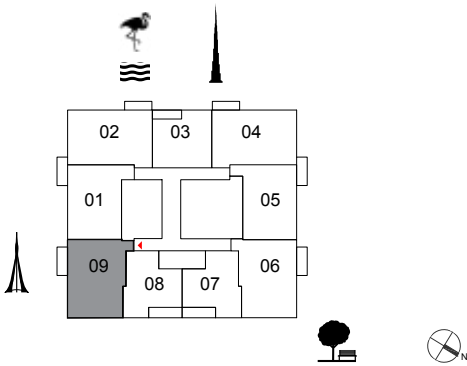
## 2 BEDROOM

UNIT 09 | LEVEL 2-15

Suite Area 1018.7 sq.ft. / 94.64 sq.m.

Balcony Area 72.7 sq.ft. / 6.75 sq.m.

Total Area 1091.4 sq.ft. / 101.39 sq.m.





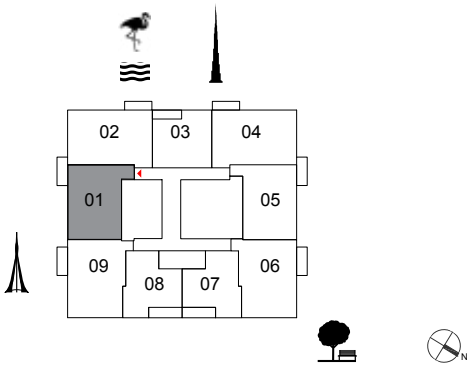
## 2 BEDROOM

UNIT 01 | LEVEL 16-22

Suite Area 1000.4 sq.ft. / 92.94 sq.m.

Balcony Area 72.7 sq.ft. / 6.75 sq.m.

Total Area 1073.1 sq.ft. / 99.69 sq.m.



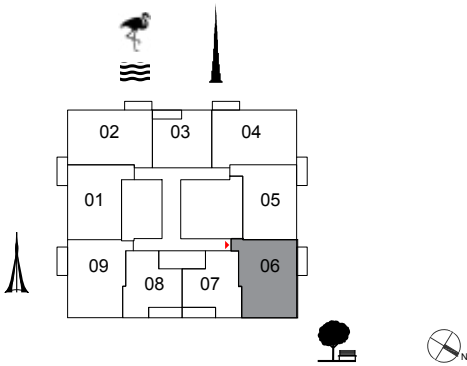
## 2 BEDROOM

UNIT 06 | LEVEL 16-22

Suite Area 1017.1 sq.ft. / 94.49 sq.m.

Balcony Area 72.7 sq.ft. / 6.75 sq.m.

Total Area 1089.7 sq.ft. / 101.24 sq.m.



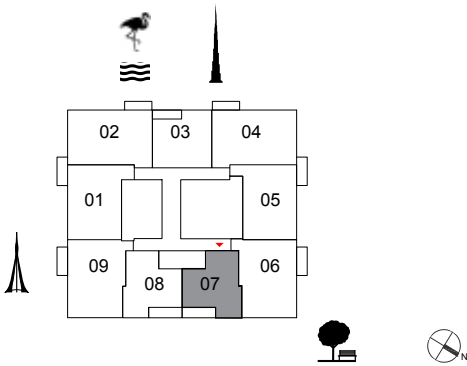
## 1 BEDROOM

UNIT 07 | LEVEL 16-22

Suite Area 670.2 sq.ft. / 62.26 sq.m.

Balcony Area 90.2 sq.ft. / 8.38 sq.m.

Total Area 760.4 sq.ft. / 70.64 sq.m.



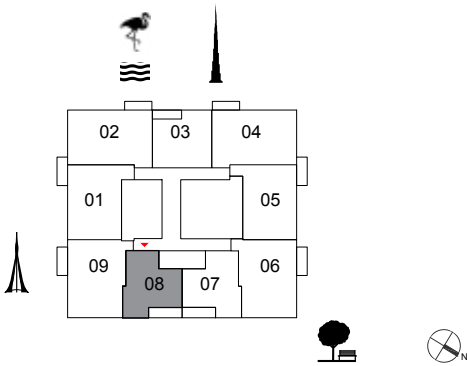
## 1 BEDROOM

UNIT 08 | LEVEL 16-22

Suite Area 670.2 sq.ft. / 62.26 sq.m.

Balcony Area 90.2 sq.ft. / 8.38 sq.m.

Total Area 760.4 sq.ft. / 70.64 sq.m.



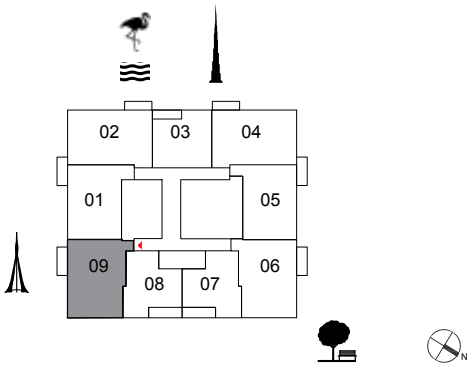
## 2 BEDROOM

UNIT 09 | LEVEL 16-22

Suite Area 1015.9 sq.ft. / 94.38 sq.m.

Balcony Area 72.7 sq.ft. / 6.75 sq.m.

Total Area 1088.6 sq.ft. / 101.13 sq.m.



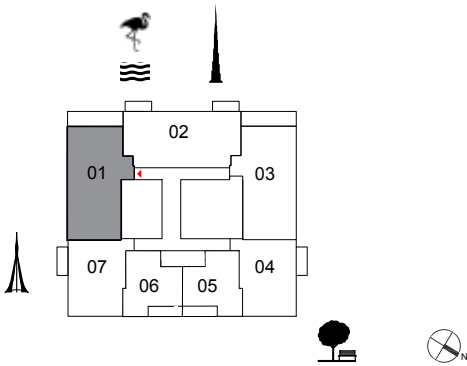
## 3 BEDROOM

UNIT 01 | LEVEL 24-41

Suite Area 1477.5 sq.ft. / 137.26 sq.m.

Balcony Area 191.1 sq.ft. / 17.75 sq.m.

Total Area 1668.5 sq.ft. / 155.01 sq.m.



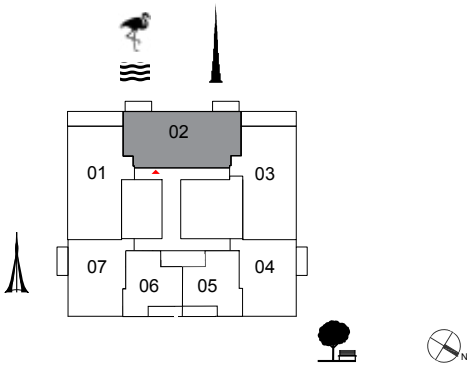
## 3 BEDROOM

UNIT 02 | LEVEL 24-41

Suite Area 1465.9 sq.ft. / 136.19 sq.m.

Balcony Area 122.6 sq.ft. / 11.39 sq.m.

Total Area 1588.5 sq.ft. / 147.58 sq.m.



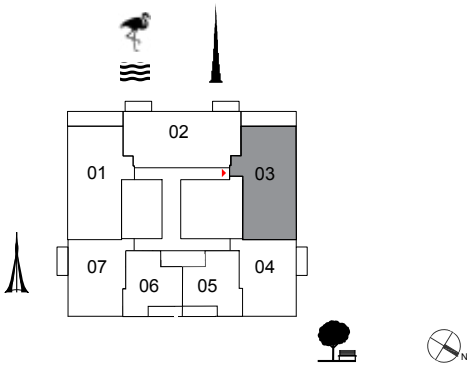
## 3 BEDROOM

UNIT 03 | LEVEL 24-41

Suite Area 1477.8 sq.ft. / 137.29 sq.m.

Balcony Area 191.1 sq.ft. / 17.75 sq.m.

Total Area 1668.8 sq.ft. / 155.04 sq.m.





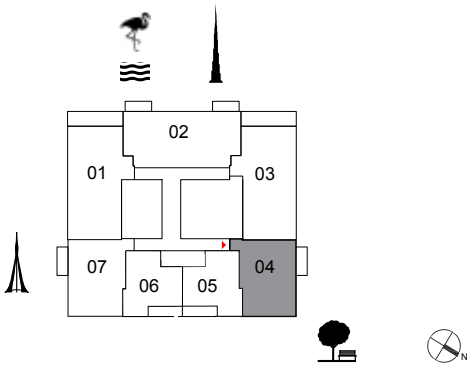
## 2 BEDROOM

UNIT 04 | LEVEL 24-41

Suite Area 1015.6 sq.ft. / 94.35 sq.m.

Balcony Area 72.7 sq.ft. / 6.75 sq.m.

Total Area 1088.2 sq.ft. / 101.10 sq.m.



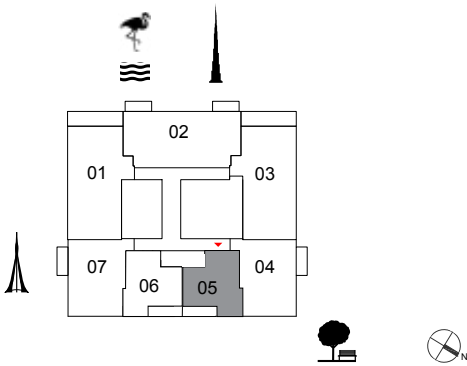
## 1 BEDROOM

UNIT 05 | LEVEL 24-41

Suite Area 670.2 sq.ft. / 62.26 sq.m.

Balcony Area 90.2 sq.ft. / 8.38 sq.m.

Total Area 760.4 sq.ft. / 70.64 sq.m.



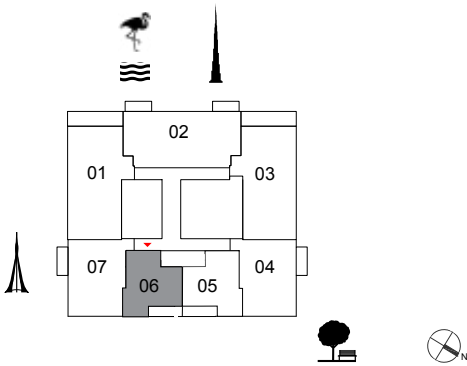
## 1 BEDROOM

UNIT 06 | LEVEL 24-41

Suite Area 670.2 sq.ft. / 62.26 sq.m.

Balcony Area 90.2 sq.ft. / 8.38 sq.m.

Total Area 760.4 sq.ft. / 70.64 sq.m.



## 2 BEDROOM

UNIT 07 | LEVEL 24-41

Suite Area 1014.4 sq.ft. / 94.24 sq.m.

Balcony Area 72.7 sq.ft. / 6.75 sq.m.

Total Area 1087.1 sq.ft. / 100.99 sq.m.

